

# J. A. Martins & Co.

Chartered Accountants

## CERTIFICATE - FC 4 RETURN

We have audited the account of :  
address at :

COUNCIL ON ENERGY, ENVIRONMENT AND WATER  
SANSKRIT BHAWAN, SECOND FLOOR

A-10, QUTAB INSTITUTIONAL AREA,

ARUNA ASAF ALI MARG, NEW DELHI-110067

38

Trust Registration No.

State of Registration

DELHI

For the financial year ended 31 March 2019 and have examined all relevant books and vouchers and certify that according to the audited account :

	<u>Amount (Rs.)</u>
(i) The brought forward foreign contribution at the beginning of the year was:	<u>10,20,49,223.42</u>
(ii) Foreign Contribution of / worth received by the Association during the financial year	<u>18,55,93,218.00</u>
(iii) Interest accrued on foreign contribution and other other income derived from foreign contribution or interest thereon of/worth received by the association during the financial year was:	<u>64,53,418.00</u>
(iv) The Balance unutilised foreign contribution with the Association at the end of the said financial year was:	<u>15,02,19,951.56</u>
(v) Certified that the Association has maintained the accounts of foreign contribution and records relating thereto in the manner specified in section 19 of the Foreign Contribution (Regulation) Act, 2010 (42 of 2010) read with rule 17 of the Foreign Contribution (Regulation) Rules, 2011.	
(vi) The information furnished in this certificate and in the enclosed Balance Sheet and Statement of Receipt & Payment is correct as checked by us.	
(vii) The association has utilized the foreign contribution received for the purpose(s) it is registered/ granted prior permission under Foreign Contribution (Regulation) Act, 2010	



J. A. Martins

M. No. 082051

Proprietor

for J. A. Martins & Co.

Chartered Accountants

Firm Regn No 010860N

UDIN - 19082051AAAAI08203

Place : Delhi

Date : 05.12.2019

**231 Vardhman Big 'V' Plaza, Plot No. 12 Community Centre, Road No. 44, Pitampura, Delhi 110 034**

**Tel.: 2701 8472 Tel / Fax 2701 8473; Email : [ngo223@yahoo.com](mailto:ngo223@yahoo.com)**

**COUNCIL ON ENERGY, ENVIRONMENT AND WATER (CEEW)**

Sanskrit Bhawan, A-10, Qutab Institutional Area, Aruna Asaf Ali Marg, New Delhi - 110067, India



(Foreign Contribution Account)

Balance Sheet as at 31st March 2019

As on 31 March 2018 (Rs.)	Particulars	Schedule No.	As on 31 March 2019 (Rs.)	As on 31 March 2019 (Rs.)
	<b>LIABILITIES</b>			
	<b>Capital Fund</b>			
-	Balance brought forward		28,014,607	
28,014,607	Add : Excess of Expenditure over Income		4,512,796	32,527,403
1,499,696	Provision for Expenses	1		1,013,617
1,691,395	Statutory Dues Payable	2		1,347,859
1,653,999	Payable to Staff	3		490,216
128,465	Imprest From Staff	4		384,986
919,379	Other Payables	5		2,013,017
81,431,803	Programme Grants in Hand	6A		131,774,615
<b>115,339,344</b>	<b>Total</b>			<b>169,551,713</b>
	<b>ASSETS</b>			
6,192,538	Fixed Assets	7		16,590,161
30,335,726	Investment in Fixed Deposits			104,950,000
57,420	Cash in Hand			3,899
71,045,666	Cash at Bank (HDFC - A/c No.50100133311444)			43,909,664
4,292,755	Grants & Contributions Receivable	6B		810,275
610,412	Interest Accrued on Fixed Deposits			1,356,388
1,864,073	Advance for Fixed Assets	8		-
362,283	Advance for Expenses & Recoverables	9		526,420
441,200	TDS Recoverable	10		825,680
25,859	Staff Advance	11		134,365
30,000	Security Deposit	12		30,000
81,412	Prepaid Expenses			414,861
<b>115,339,344</b>	<b>Total</b>			<b>169,551,713</b>

As per our report of even date

For Council on Energy, Environment and Water (CEEW)

*J.A. Martins*  
  
  
 J. A. Martins  
 Proprietor  
 M. No. 082051  
 J. A. Martins & Co.,  
 Chartered Accountants  
 Firm Regn. No. 010860N



*Jamshyd N. Godrej*  
  
 Jamshyd N. Godrej  
 Chairperson

*Tarun Das*  
  
 Tarun Das  
 Trustee

*Arunabha Ghosh*  
  
 Arunabha Ghosh  
 CEO

Place: New Delhi  
 Date: 5-12-2019

**COUNCIL ON ENERGY, ENVIRONMENT AND WATER (CEEW)**

Sanskrit Bhawan, A-10, Qutab Institutional Area, Aruna Asaf Ali Marg, New Delhi - 110067, India


(Foreign Contribution Account)


Income & Expenditure Account for the year ended 31st March 2019

For the year ending 31 March 2018 (Rs.)	Particulars	Schedule No.	For the year ending 31 March 2019 (Rs.)
	<b>INCOME</b>		
68,016,610	Allocation of Project Grants & Contributions	13	129,262,075
-	General Donation		628,413
4,792,077	Interest and Other Income	14	6,453,418
<b>72,808,687</b>	<b>Total</b>		<b>136,343,906</b>
	<b>PROGRAMME EXPENSES</b>		
55,815,534	Programme Expenses	15	87,894,920
2,219,520	Core - Programme Expenses	16	3,144,826
16,369,973	FC Administrative Expenses	17	38,391,911
326,197	Depreciation on Fixed Assets		2,399,453
<b>74,731,224</b>	<b>Total Expenditure</b>		<b>131,831,110</b>
(1,922,537)	Excess of Income over Expenditure		4,512,796
<b>72,808,687</b>	<b>Total</b>		<b>136,343,906</b>

As per our report of even date

For Council on Energy, Environment and Water (CEEW)

  
J. A. Martins  
Proprietor  
M. No. 082051  
J. A. Martins & Co.,  
Chartered Accountants  
Firm Regn. No. 010860N



  
Jamshyd N. Godrej  
Chairperson

  
Tarun Das  
Trustee

  
Arunabha Ghosh  
CEO

Place: New Delhi

Date: 5-12-2019


**COUNCIL ON ENERGY, ENVIRONMENT AND WATER (CEEW)**  
Sanskrit Bhawan, A-10, Qutab Institutional Area, Aruna Asaf Ali Marg, New Delhi - 110067, India  
(Foreign Contribution)

**Receipts and Payments Account for the year ended 31 March 2019**


Particulars	Amount (Rs.)
<b>Opening Balance</b>	
Investment in Fixed Deposits	30,335,726
Interest Accrued on Fixed Deposits	610,412
Cash in Hand	57,420
Cash at Bank - HDFC Bank (FCRA A/c No. 50100133311444)	71,045,666
<b>Sub Total (a)</b>	<b>102,049,224</b>
<b>Receipts during the Year</b>	
Programme Receipts (Sch. 6A)	173,603,368
Programme Receipts (Sch. 6B)	11,361,437
General Contribution	628,413
Bank Interest (Sch. 14)	1,538,039
Interest on Fixed Deposit (Sch. 14)	4,915,379
<b>Sub Total (b)</b>	<b>192,046,636</b>
<b>Total (a+b)</b>	<b>294,095,860</b>
<b>Payments During the Year</b>	
Programme Expenses (Sch. 15)	87,894,920
Core - Programme Expenses (Sch. 16)	3,144,826
FC Administrative Expenses (Sch. 17)	38,391,911
<b>Sub Total (c)</b>	<b>129,431,657</b>
Utilisation as per Programme Balance (Sch. 6B)	1,650,115
Refund of Programme Balance (Sch. 6A)	227,323
Purchase of Fixed Assets (Sch. 7)	12,797,076
Decrease in Current Assets	(873,501)
Increase in Current Liabilities	643,239
<b>Sub Total (d)</b>	<b>14,444,252</b>
<b>Sub Total (e)</b>	<b>143,875,909</b>
<b>Closing Balance</b>	
Investment in Fixed Deposits	104,950,000
Interest Accrued	1,356,388
Cash in Hand	3,899
Cash at Bank - HDFC Bank (FCRA A/c No. 50100133311444)	43,909,664
<b>Sub Total (i)</b>	<b>150,219,951</b>
<b>Total (h+i)</b>	<b>294,095,860</b>

As per our report of even date

For Council on Energy, Environment and Water (CEEW)

  
J. A. Martins  
Proprietor  
M. No. 082051  
J. A. Martins & Co.,  
Chartered Accountants  
Firm Regn. No. 010860N



  
Jamshyd N. Godrej  
Chairperson

  
Arunabha Ghosh  
CEO

  
Tarun Das  
Trustee

Place: New Delhi

Date: 5-12-2019

**COUNCIL ON ENERGY, ENVIRONMENT AND WATER (CEEW)**  
Sanskrit Bhawan, A-10, Qutab Institutional Area, Aruna Asaf Ali Marg, New Delhi - 110067, India  
(Foreign Contribution Account)

**Provision for Expenses**

Particulars	Schedule 1	
	As at 31-Mar-2019 (Rs.)	As at 31-Mar-2018 (Rs.)
Provision For Gratuity		
Opening Provision	1,012,249	539,606
Add:- Provision for Current Year	212,476	537,748
Less:- Paid to LIC for Gratuity Fund	(1,012,249)	-
Add:- Received from LIC Gratuity Fund	-	-
Less:- Gratuity Paid to Employee	-	(65,105)
	212,476	1,012,249
Provision For Earned Leave		
Opening Provision	487,447	588,220
Add:- Provision for Current Year	870,049	(67,528)
Less:- Paid to LIC for Gratuity Fund	(487,447)	-
Add:- Received from LIC Gratuity Fund	-	-
Less:- Gratuity Paid to Employee	(83,377)	(33,245)
	786,672	487,447
Provision for Expenses	14,469	-
<b>Total</b>	<b>1,013,617</b>	<b>1,499,696</b>

**Statutory Dues Payable**

Particulars	Schedule 2	
	As at 31-Mar-2019 (Rs.)	As at 31-Mar-2018 (Rs.)
E.P.F. Payable	156,887	110,340
T.D.S. Payable on Contractor Services	30,363	78,326
T.D.S. Payable on Professional Services	156,914	95,982
T.D.S. Payable on Rent	51,129	2,643
T.D.S. Payable on Salary	952,566	1,404,104
<b>Total</b>	<b>1,347,859</b>	<b>1,691,395</b>

**Payable to Staff**

Particulars	Schedule 3	
	As at 31-Mar-2019 (Rs.)	As at 31-Mar-2018 (Rs.)
Incentive Payable to Staff	440,985	210,872
Salary Payable	49,231	1,443,127
<b>Total</b>	<b>490,216</b>	<b>1,653,999</b>



**COUNCIL ON ENERGY, ENVIRONMENT AND WATER (CEEW)**  
 Sanskrit Bhawan, A-10, Qutab Institutional Area, Aruna Asaf Ali Marg, New Delhi - 110067, India  
 (Foreign Contribution Account)

**Imprest from Staff**

**Schedule 4**

Particulars	As at 31-Mar-2019 (Rs.)	As at 31-Mar-2018 (Rs.)
Imprest Account - Abhinav Soman	6,391	-
Imprest Account - Alina sen	320	-
Imprest Account - Kanika Balani	5,317	664
Imprest Account - Tauseef Shahidi	2,208	-
Imprest Account - Ajay Kumar	5,033	-
Imprest Account - Arunabha Ghosh	2,235	58,218
Imprest Account - Hem Himanshu Dholakia	58,804	27,133
Imprest Account - Ishita Jalan	274	-
Imprest Account - Kanika Chawla	97,154	-
Imprest Account - Karthik Ganesan	22,732	21,873
Imprest Account - M Kapardhi Bharadwaj	-	1,211
Imprest Account - Ramesh Navaladi	-	13,999
Imprest Account - R. Sunita	-	740
Imprest Account - Manu Aggarwal	5,731	-
Imprest Account - Tirtha Biswas	-	4,048
Imprest Account - Padarbinda Samal	714	-
Imprest Account - Shikha Bhasin	20,178	-
Imprest Account - Vaibhav Chaturvedi	50,362	579
Imprest Account - Vaibhav Gupta	107,491	-
Imprest Account - Vikas Pandey	42	-
<b>Total</b>	<b>384,986</b>	<b>128,465</b>



83



**COUNCIL ON ENERGY, ENVIRONMENT AND WATER (CEEW)**  
**Sanskrit Bhawan, A-10, Qutab Institutional Area, Aruna Asaf Ali Marg, New Delhi - 110067, India**  
**(Foreign Contribution Account)**

**Other Payables**

**Schedule 5**

Particulars	As at 31-Mar-2019 (Rs.)	As at 31-Mar-2018 (Rs.)
A2Z Courier Facility	19,468	-
Aditya Enterprises	-	1,620
Aakanksha Varma (Consultant)	49,400	-
Ally Wired Soft Solutions (P) Ltd	-	14,580
Azure Hospitality Private Limited	-	45,534
Aman Travels Delhi Pvt. Ltd.	119,593	-
Arvind Kumar Thakur	23,869	-
Aspire Design	48,600	-
AtoZ Housekeeping Solutions Pvt Ltd	106,315	-
Bharti Airtel (Teleconf) ID-70866946	539	74,631
Bharti Airtel Ltd - Landline (R.No: 7005847966)	14,181	-
Bharti Airtel Ltd (Airtel No: 9717266277)	353	-
Buzz Tribe	40,500	40,500
Central News Agency Private Limited	1,580	5,956
Chopra Audio Visual Pvt Ltd	64,612	-
Consultant (Anushree Majumdar)	27,436	-
Divine Solutions & Services	5,400	-
Dogra & Sons	6,656	-
Event Resources	57,170	-
Friends Digital Color Solutions	143,737	30,800
Gill Tour & Travels	34,867	17,972
GMR & Associates	-	88,560
Hemant Mundhra	-	18,000
Khurana Catering Company	1,793	-
Kumar Enterprises	29,221	-
Kumar Verma & Associates	64,800	64,800
Loonker Creative Solutions (OPC) Pvt Ltd	13,500	-
Mihir Nitin Shah (Consultant)	-	294,000
M-Power Jobs Services Pvt. Ltd.	7,560	-
Parveen	5,898	-
Percept Financial Services	64,800	-
PL Worldways Limited	21,882	45,821
ProtoGraph Studio Private Limited	77,760	-
Print Care Solutions	-	21,600
Raj Bahadur	11,680	-
Rajdhani Service Solutions	4,366	-
Reliance Jio Infocomm Ltd	3,496	-
Ricoh India Limited	1,922	-
Sachdeva and Associates	59,940	-
Salman Khan	21,937	-
Shefali Kothari	447,120	-
Shivaami Cloud Services Private Limited	1,126	-
Shyam Singh	2,100	-
Sigma Research and Consulting Pvt Ltd	-	111,050
SKVM Traders	13,347	-
SLV Security Services Pvt. Ltd.	71,381	16,119
Sumeru Verde Technologies Pvt. Ltd.	71,285	-
Sun Facility Services (P) Ltd.	11,848	-
The Clean Copy	17,426	-
Travel Co in Limited	8,856	-
Triangle Maintenance And Services LLP	210,697	11,701
Tridib Mondal	3,000	-
Vishesh Srivastava	-	15,000
Western Express Couriers (India) Pvt. Ltd.	-	1,135
<b>Total</b>	<b>2,013,017</b>	<b>919,379</b>




**COUNCIL ON ENERGY, ENVIRONMENT AND WATER (CEEW)**  
Sanskrit Bhawan, A-10, Qutab Institutional Area, Aruna Asaf Ali Marg, New Delhi - 110067, India  
**(FOREIGN CONTRIBUTION ACCOUNT)**

**Schedule Forming Part of Annual Accounts**

Programme Grants in Hand	Particulars	Opening Balance as on 01.04.2018	Additions		Total	Deductions			Total	Closing Balance as at 31.03.2019	
			Receipt	Interest / Div.		Transfer	Refund	Income Recognition			Transfer
<b>Programmes</b>											
	John D and Catherine T MacArthur Foundation (RES-2016-044) - INDC Pathways	4,983,718	-	-	4,983,718	-	-	4,983,718	4,983,718	-	
	ExxonMobil Research and Engineering Comp (RES-2016-048) - LCA of Emissions From Coal and Natural Gas	369,201	-	-	369,201	-	-	369,201	369,201	-	
	Good Energies Foundation (REN-2016-048) - Distributed RE to Enhance Rural Economic opportunities	32,749,272	-	-	32,749,272	-	-	13,433,888	13,433,888	19,315,384	
	Shakti Sustainable Energy Foundation (G16 SSEF - 282) - Policy Roadmap for MSME Sector in the area of energy efficiency	28,524	-	-	28,524	-	-	28,524	28,524	-	
	Shakti Sustainable Energy Foundation (G16 SSEF - 291) - Pathways to achieving National Ambient Air Quality standard (NAAQS)	995,590	-	-	995,590	-	-	995,590	995,590	-	
	Natural Resource Defence Council (CEFI-III) - Clean Energy Finance Initiative III (NRDC) - FCRA	-	7,646,014	-	7,646,014	-	-	3,922,028	3,922,028	3,723,986	
	CSIRO (WTR-2017-30)- Indicators for Conflict and economic impacts at the basin level	712,338	1,976,000	-	2,688,338	-	-	2,640,968	2,640,968	47,370	
	Good Energies Foundation (REN-2017-055) - Strategic use of Public Money to derisk RE Markets - FCRA Distributed RE to Enhance Rural Economic opportunities	10,403,752	-	-	10,403,752	-	-	8,039,380	8,039,380	2,364,372	
	Embassy of Norways (HIRA) (TEC-2017-023) HFC Phasedown in India through Incentive and regulatory approaches (HIIRA) - FCRA	-	9,048,823	-	9,048,823	-	-	6,873,529	6,873,529	2,175,294	

Schedule - 6A





**COUNCIL ON ENERGY, ENVIRONMENT AND WATER (CEEW)**  
Sanskrit Bhawan, A-10, Qutab Institutional Area, Aruna Asaf Ali Marg, New Delhi - 110067, India  
**(FOREIGN CONTRIBUTION ACCOUNT)**

**Schedule Forming Part of Annual Accounts**

Particulars	Opening Balance as on 01.04.2018	Additions			Total	Deductions			Total	Closing Balance as at 31.03.2019
		Receipt	Interest / Div.	Transfer		Refund	Income Recognition	Transfer		
The William and Flora Hewlett Foundation (GPGJ) - General Purpose Grant	9,508,069	10,734,000	-	-	20,242,069	-	14,325,299	-	14,325,299	5,916,770
Shakti Sustainable Energy Foundation (G16 SSEF - 318) - Working group on Mitigation Instruments	598,253	1,107,936	-	-	1,706,189	-	1,326,265	-	1,326,265	379,924
Shakti Sustainable Energy Foundation (G16 SSEF - 332) - Renewable Energy Programme	3,958,630	13,678,771	-	-	17,637,401	-	13,505,691	-	13,505,691	4,131,710
Shakti Sustainable Energy Foundation (G17 SSEF - 338) - UP Power Sector Reform Programme	3,453,579	6,696,799	-	-	10,150,378	-	8,054,081	-	8,054,081	2,096,297
John D and Catherine T MacArthur Foundation (RES-2018-058) - Using technology for data on energy access	12,282,463	-	-	-	12,282,463	-	6,936,777	-	6,936,777	5,345,686
GIZ (CCERM & SPTOOL - REN -2017-50 & 51) - (1) Clean Cooking Energy Access Roadmap for India - FCRA	1,388,414	462,673	-	-	1,851,087	-	1,041,465	-	1,851,087	-
(2) SPIS Decision-Support Tool 2.0 - FCRA	-	-	-	-	-	-	809,622	-	-	-
Shakti Sustainable Energy Foundation (G18 SSEF-350) - Facilitating the development of the National Cooling Action Plan	-	1,246,332	-	-	1,246,332	-	1,246,332	-	1,246,332	-
The Nature conservancy - TNC (CROPBURN) - Potential for biomass power plants (CROPBURN)	-	598,805	-	-	598,805	-	598,805	-	598,805	-
Shakti Sustainable Energy Foundation (G18 SSEF-354) - Evolved Narrative on Electricity Access 2	-	8,355,039	-	-	8,355,039	227,323	8,127,716	-	8,355,039	-
Shakti Sustainable Energy Foundation (G18 SSEF-360) - CBAM - Assessing the capacity-building needs for India's climate actions (CBAM)	-	4,228,915	-	-	4,228,915	-	3,440,613	-	3,440,613	788,302

Programme Grants in Hand

Schedule - 6A



**COUNCIL ON ENERGY, ENVIRONMENT AND WATER (CEEW)**  
Sanskrit Bhawan, A-10, Qutab Institutional Area, Aruna Asaf Ali Marg, New Delhi - 110067, India  
**(FOREIGN CONTRIBUTION ACCOUNT)**

**Schedule Forming Part of Annual Accounts**

Particulars	Opening Balance as on 01.04.2018	Additions		Total	Deductions			Total	Closing Balance as at 31.03.2019	
		Receipt	Interest / Div.		Transfer	Refund	Income Recognition			Transfer
ExxonMobil Research and Engineering Comp (RES-2018-062) - INTEGEN - RE Integration Study for India	-	3,387,500	-	-	3,387,500	-	1,445,550	-	1,941,950	
Shakti Sustainable Energy Foundation (G18 SSEF 377) - ISA2 - International Solar Alliance (ISA2)	-	6,148,312	-	-	6,148,312	-	3,583,048	-	2,565,264	
Shakti Sustainable Energy Foundation (G18 SSEF-353) - GHGPHASE3 - GHG Platform India - Phase III	-	4,599,991	-	-	4,599,991	-	3,617,737	-	982,254	
International Institute for Sustainable Development (RES-2018-068) - ESUB - Energy Subsidy Inventory for India (RES-2018-068)	-	806,290	-	-	806,290	-	455,623	-	350,667	
The William And Flora Hewlett Foundation (GREENBONDS) - Green Bonds in India (Hewlett)	-	2,073,600	-	-	2,073,600	-	1,044,112	-	1,029,488	
John D and Catherine T MacArthur Foundation (RES-2018-071) - GCAMINDIA - Modelling for state level energy and climate policy planning	-	13,838,000	-	-	13,838,000	-	1,973,869	-	11,864,131	
Power for all - P4ADRE - DRE employment survey - Human Capital Campaign (P4A)	-	364,826	-	-	364,826	-	283,914	-	80,912	
Shakti Sustainable Energy Foundation (G18 SSEF-383) - EV - Macroeconomic Implications of E-mobility Transition in India (RES-218-069)	-	5,391,330	-	-	5,391,330	-	1,734,710	-	3,656,620	
Shakti Sustainable Energy Foundation (G18 SSEF 394) - BDF - Scaling Clean Energy Business Demonstration Fund	-	6,851,506	-	-	6,851,506	-	2,025,916	-	4,825,590	
Citizen Consumer & Civic Action Group (G18 CAG 392) - Promoting Participatory Governance by Consumers Through Electricity Bills-LELECBIL)	-	1,292,189	-	-	1,292,189	-	742,931	-	549,258	

Programme Grants in Hand

Schedule - 6A



**COUNCIL ON ENERGY, ENVIRONMENT AND WATER (CEEW)**  
Sanskrit Bhawan, A-10, Qutab Institutional Area, Aruna Asaf Ali Marg, New Delhi - 110067, India  
**(FOREIGN CONTRIBUTION ACCOUNT)**

**Schedule Forming Part of Annual Accounts**

Particulars	Opening Balance as on 01.04.2018	Additions			Total	Deductions			Total	Closing Balance as at 31.03.2019
		Receipt	Interest / Div.	Transfer		Refund	Income Recognition	Transfer		
The William And Flora Hewlett Foundation (CEFMI & GPG2) - Hewlett - General purpose grant - 2 (GPG2)	-	14,330,000	-	-	14,330,000	-	4,167	-	4,167	14,325,833
The William And Flora Hewlett Foundation (CEFMI & GPG2) - Clean energy market intelligence (CEFMI)	-	14,330,000	-	-	14,330,000	-	760,703	-	760,703	13,569,297
Good Energies Foundation (FIN-2019-009) - CEFSF - Centre for Energy Finance - Solutions Factory (CEFSF)	-	15,802,000	-	-	15,802,000	-	169,937	-	169,937	15,632,063
Shakti Sustainable Energy Foundation (G18 SSEF 398) - HFCI&R - Informing and Reforming Servicing Practices (HFCI&R)	-	2,847,269	-	-	2,847,269	-	1,952,489	-	1,952,489	894,780
Shakti Sustainable Energy Foundation (G18 SSEF-409) - RTS - Scaling-up rooftop solar in the residential sector through utility-led business models. (RTS)	-	4,595,644	-	-	4,595,644	-	892,246	-	892,246	3,703,398
Shakti Sustainable Energy Foundation (G18 SSEF-411) - MOBDATA - Survey on Public Perception Towards Clean Transport (MOBDATA)	-	3,386,658	-	-	3,386,658	-	945,078	-	945,078	2,441,580
Shakti Sustainable Energy Foundation (G19 SSEF-420) - ENEA3 - Evolved Narrative on Electricity Access 3 - FCRA (ENEAS3)	-	4,499,627	-	-	4,499,627	-	423,499	-	423,499	4,076,128
Shakti Sustainable Energy Foundation (G19 SSEF-421) - CREDASPIS - Piloting deployment approaches for solar for irrigation in Chhattisgarh (CREDASPIS)	-	3,278,519	-	-	3,278,519	-	278,212	-	278,212	3,000,307
<b>Total</b>	<b>81,431,803</b>	<b>173,603,368</b>	<b>-</b>	<b>-</b>	<b>255,035,171</b>	<b>227,323</b>	<b>123,033,233</b>	<b>-</b>	<b>123,260,556</b>	<b>131,774,615</b>

Programme Grants in Hand

Schedule - 6A




**COUNCIL ON ENERGY, ENVIRONMENT AND WATER (CEEW)**  
Sanskrit Bhawan, A-10, Qutab Institutional Area, Aruna Asaf Ali Marg, New Delhi - 110067, India  
(FOREIGN CONTRIBUTION ACCOUNT)

**Schedule Forming Part of Annual Accounts**

Schedule - 6B

Particulars	Opening Balance as on 01.04.2018	Additions		Total	Deductions			Total	Closing Balance as at 31.03.2019
		Receipt	Interest / Div.		Transfer	Refund	Utilisation		
<b>Programmes</b>									
ACIAR (WTR-2016-029) - Efficient PIM in South ASIA (ACIAR)	(106,234)	584,060	-	477,826	-	-	-	684,520	(206,694)
Embassy of Norways (HIIRA) (TEC-2017-023) HFC Phasedown in India through incentive and regulatory approaches (HIIRA) - FCRA	(3,118,718)	3,118,718	-	-	-	-	-	-	-
Natural Resource Defence Council (CEFI-III) - Clean Energy Finance Initiative III (NRDC) - FCRA	(772,982)	772,982	-	-	-	-	-	-	-
Shakti Sustainable Energy Foundation (G18 SSEF - 343) - Energy Access Survey 2018	(114,845)	4,439,230	-	4,324,385	-	-	-	4,324,385	-
Institute for Advanced Sustainability Studies e.V. (IASS) - COBNF - CEEW-IASS Employment co-benefit study (COBNF)	-	535,198	-	535,198	-	-	-	1,138,779	(603,581)
<b>Total (a)</b>	<b>(4,112,779)</b>	<b>9,450,188</b>	-	<b>5,337,409</b>	-	-	-	<b>6,147,684</b>	<b>(810,275)</b>
<b>Other Receipts</b>									
International Institute of Applied Systems Analysis (IIASA)	(18,540)	18,540	-	-	-	-	-	-	-
John D. and Catherine T. MacArthur Foundation Organisation for Economic Cooperation and Development (OECD)	(6,636)	6,636	-	-	-	-	-	-	-
Ahmedabad University	(154,800)	154,800	-	-	-	-	-	-	-
Confederation of Norwegian Enterprise (NHO) Organisation for Economic Cooperation and Development (OECD)	-	770,236	-	770,236	-	-	-	770,236	-
Oxford University	-	252,103	-	252,103	-	-	-	252,103	-
ExxonMobil Gas & Power Marketing Company Climate Bonds Initiatives	-	77,998	-	77,998	-	-	-	77,998	-
Carnegie Council Fund Inc.	-	70,993	-	70,993	-	-	-	70,993	-
Shakti Sustainable Energy Foundation King Abdullah Petroleum Studies and Research Center (KAPSARC)	-	97,510	-	97,510	-	-	-	97,510	-
Deutsche Gesellschaft für Internationale Zusammenarbeit (GIZ) GmbH	-	91,186	-	91,186	-	-	-	91,186	-
<b>Total (b)</b>	<b>(179,976)</b>	<b>1,911,249</b>	-	<b>1,731,273</b>	-	-	-	<b>81,158</b>	<b>-</b>
<b>Total (c) (a+b)</b>	<b>(4,292,755)</b>	<b>11,361,437</b>	-	<b>7,068,682</b>	-	-	-	<b>6,228,842</b>	<b>(810,275)</b>



**COUNCIL ON ENERGY, ENVIRONMENT AND WATER (CEEW)**

Sanskrit Bhawan, A-10, Qutab Institutional Area, Aruna Asaf Ali Marg, New Delhi - 110067, India  
(Foreign Contribution Account)

Fixed Assets	Particulars	W.D.V. as on 01.04.2018	Additions		Sale/ Disposal	Total as on 31.03.2019	Depreci- ation	W.D.V. as on 31.03.2019
			upto Sept.'18	after Sept.'18				
	Computer & software	-	1,245,619	1,146,659	-	2,392,278	727,579	1,664,699
	Office Equipments	9,641	407,642	25,960	-	443,243	64,540	378,703
	Furniture & Fixtures	3,605,997	4,235,517	76,548	-	7,918,062	787,979	7,130,083
	Leasehold Improvements	2,576,900	5,574,171	84,960	-	8,236,031	819,355	7,416,676
	<b>Total Rs.</b>	<b>6,192,538</b>	<b>11,462,949</b>	<b>1,334,127</b>	<b>-</b>	<b>18,989,614</b>	<b>2,399,453</b>	<b>16,590,161</b>
	<b>As on 31.03.2018</b>	<b>-</b>	<b>-</b>	<b>6,518,735</b>	<b>-</b>	<b>6,518,735</b>	<b>326,197</b>	<b>6,192,538</b>



**COUNCIL ON ENERGY, ENVIRONMENT AND WATER (CEEW)**  
Sanskrit Bhawan, A-10, Qutab Institutional Area, Aruna Asaf Ali Marg, New Delhi - 110067, India  
(Foreign Contribution Account)

**Advance for Fixed Assets**

Particulars	Schedule 8	
	As at 31-Mar-2019 (Rs.)	As at 31-Mar-2018 (Rs.)
Fast Computers Platypus Designs Pvt. Ltd.	-	82,971
<b>Total</b>	-	<b>1,781,102</b>

**Advance for Expenses & Recoverables**

Particulars	Schedule 9	
	As at 31-Mar-2019 (Rs.)	As at 31-Mar-2018 (Rs.)
Travel Advance to Staff Craft N Buzz	147,202	-
India International Centre	-	1,540
Old World Hospitality Pvt Ltd. (Habitat World)	4,749	10,040
Tata AIG General Insurance Co. Ltd.	-	16,490
Recoverable from Vaibhav Chaturvedi	5,898	313,192
ANI Technologies Pvt Ltd (OLA CABS)	-	5,099
Expenses Recoverable - Travel	23,231	15,922
Bajaj Allianz General Insurance Co. Ltd	23,255	-
	322,085	-
<b>Total</b>	<b>526,420</b>	<b>362,283</b>

**TDS Recoverable**

Particulars	Schedule 10	
	As at 31-Mar-2019 (Rs.)	As at 31-Mar-2018 (Rs.)
Tax Deducted at Sources [ FY 2016-17]	-	107,058
Tax Deducted at Sources [ FY 2017-18]	334,142	334,142
Tax Deducted at Sources [ FY 2018-19]	491,538	-
<b>Total</b>	<b>825,680</b>	<b>441,200</b>

**Staff Advance**

Particulars	Schedule 11	
	As at 31-Mar-2019 (Rs.)	As at 31-Mar-2018 (Rs.)
Prateek Aggarwal	6,878	-
Abhishek Jain	37,985	-
Vaibhav Gupta	-	25,859
Arunabha Ghosh	8,621	-
Vikas Pandey	80,881	-
<b>Total</b>	<b>134,365</b>	<b>25,859</b>

**Security Deposit**

Particulars	Schedule 12	
	As at 31-Mar-2019 (Rs.)	As at 31-Mar-2018 (Rs.)
Security Deposit - Rent (Lucknow Office)	30,000	30,000
<b>Total</b>	<b>30,000</b>	<b>30,000</b>



**COUNCIL ON ENERGY, ENVIRONMENT AND WATER (CEEW)**

**Sanskrit Bhawan, A-10, Qutab Institutional Area, Aruna Asaf Ali Marg, New Delhi - 110067, India  
(Foreign Contribution Account)**

**Allocation of Project Grants & Contributions**

**Schedule 13**

Particulars	For the Year ended 31st March 2019 (Rs.)	For the Year ended 31st March 2019 (Rs.)
<b>Allocation of Project Grants (Sch 6A)</b>		
John D and Catherine T MacArthur Foundation (RES-2016-044) - INDC Pathways	4,983,718	
ExxonMobil Research and Engineering Comp (RES 2016-048) - LCA of Emissions From Coal and Natural Gas	369,201	
Good Energies Foundation (REN-2016-048) - Distributed RE to Enhance Rural Economic opportunities	13,433,888	
Shakti Sustainable Energy Foundation (G16 SSEF - 282) - Policy Roadmap for MSME Sector in the area of energy efficiency	28,524	
Shakti Sustainable Energy Foundation (G16 SSEF - 291) - Pathways to achieving National Ambient Air Quality standard (NAAQS)	995,590	
Natural Resource Defence Council (CEFI-III) - Clean Energy Finance Initiative III (NRDC) - FCRA	3,922,028	
CSIRO (WTR-2017-30)- Indicators for Conflict and economic impacts at the basin level	2,640,968	
Good Energies Foundation (REN-2017-055) - Strategic use of Public Money to derisk RE Markets - FCRA Distributed RE to Enhance Rural Economic opportunities	8,039,380	
Embassy of Norways (HIIRA) (TEC-2017-023) HFC Phasedown in India through Incentive and regulatory approaches (HIIRA) - FCRA	6,873,529	
The William and Flora Hewlett Foundation (GPGI) - General Purpose Grant	14,325,299	
Shakti Sustainable Energy Foundation (G16 SSEF - 318) - Working group on Mitigation Instruments	1,326,265	
Shakti Sustainable Energy Foundation (G16 SSEF - 332) - Renewable Energy Programme	13,505,691	
Shakti Sustainable Energy Foundation (G17 SSEF - 338) - UP Power Sector Reform Programme	8,054,081	
John D and Catherine T MacArthur Foundation (RES-2018-058) - Using technology for data on energy access	6,936,777	
GIZ (CCERM & SPTOOL - REN -2017-50 & 51) - Clean Cooking Energy Access Roadmap for India - FCRA	1,041,465	
GIZ (CCERM & SPTOOL - REN -2017-50 & 51) - SPIS Decision-Support Tool 2.0 - FCRA)	809,622	
Shakti Sustainable Energy Foundation (G18 SSEF-350) - Facilitating the development of the National Cooling Action Plan	1,246,332	
The Nature conservancy - TNC (CROPBURN) - Potential for biomass power plants (CROPBURN)	598,805	
Shakti Sustainable Energy Foundation (G18 SSEF-354) - Evolved Narrative on Electricity Access 2	8,127,716	
Shakti Sustainable Energy Foundation (G18 SSEF-360) - CBAM - Assessing the capacity-building needs for India's climate actions (CBAM)	3,440,613	
ExxonMobil Research and Engineering Comp (RES-2018-062) - INTEGEN - RE Integration Study for India	1,445,550	



**COUNCIL ON ENERGY, ENVIRONMENT AND WATER (CEEW)**

Sanskrit Bhawan, A-10, Qutab Institutional Area, Aruna Asaf Ali Marg, New Delhi - 110067, India

(Foreign Contribution Account)

**Allocation of Project Grants & Contributions**

**Schedule 13**

Particulars	For the Year ended 31st March 2019 (Rs.)	For the Year ended 31st March 2019 (Rs.)
Shakti Sustainable Energy Foundation (G18 SSEF 377) - ISA2 - International Solar Alliance (ISA2)	3,583,048	
Shakti Sustainable Energy Foundation (G18 SSEF-353) - GHGPHASE3 - GHG Platform India - Phase III	3,617,737	
International Institute for Sustainable Development (RES-2018-068) - ESUB - Energy Subsidy Inventory for India (RES-2018-068)	455,623	
The William And Flora Hewlett Foundation (GREENBONDS) - Green Bonds in India (Hewlett)	1,044,112	
John D and Catherine T MacArthur Foundation (RES-2018-071) - GCAMINDIA - Modelling for state level energy and climate policy planning	1,973,869	
Power for all - P4ADRE - DRE employment survey - Human Capital Campaign (P4A)	283,914	
Shakti Sustainable Energy Foundation (G18 SSEF-383) - EV - Macroeconomic Implications of E-mobility Transition in India (RES-218-069)	1,734,710	
Shakti Sustainable Energy Foundation (G18 SSEF 394) - BDF - Scaling Clean Energy Business Demonstration Fund	2,025,916	
Citizen Consumer & Civic Action Group (G18 CAG 392) - Promoting Participatory Governance by Consumers Through Electricity Bills (ELECIBIL)	742,931	
The William And Flora Hewlett Foundation (CEFMI & GPG2) - Hewlett - General purpose grant - 2 (GPG2)	4,167	
The William And Flora Hewlett Foundation (CEFMI & GPG2) - Clean energy market intelligence (CEFMI)	760,703	
Good Energies Foundation (FIN-2019-009) - CEFSF - Centre for Energy Finance – Solutions Factory (CEFSF)	169,937	
Shakti Sustainable Energy Foundation (G18 SSEF 398) - HFCI&R - Informing and Reforming Servicing Practices (HFCI&R)	1,952,489	
Shakti Sustainable Energy Foundation (G18 SSEF-409) - RTS - Scaling-up rooftop solar in the residential sector through utility-led business models. (RTS)	892,246	
Shakti Sustainable Energy Foundation (G18 SSEF-411) - MOBDATA - Survey on Public Perception Towards Clean Transport (MOBDATA)	945,078	
Shakti Sustainable Energy Foundation (G19 SSEF-420) - ENEA3 - Evolved Narrative on Electricity Access 3 - FCRA (ENEA3)	423,499	
Shakti Sustainable Energy Foundation (G19 SSEF-421) - CREDASPIS - Piloting deployment approaches for solar for irrigation in Chhattisgarh (CREDASPIS)	278,212	123,033,233
<b>Allocation of Project Grants (Sch 6B)</b>		
ACIAR (WTR-2016-029) - Efficient PIM in South ASIA (ACIAR)	684,520	
Shakti Sustainable Energy Foundation (G18 SSEF - 343) - Energy Access Survey 2018	4,324,385	
Institute for Advanced Sustainability Studies e.V. (IASS) - COBNF - CEEW-IASS Employment co-benefit study (COBNF)	1,138,779	6,147,684
<b>Allocation of Contribution (Sch 6B)</b>		
- Carnegie Council Fund Inc.		81,158
<b>Total</b>		<b>129,262,075</b>

