

J. A. Martins & Co.

Chartered Accountants

CERTIFICATE - FC 4 RETURN

We have audited the account of : COUNCIL ON ENERGY, ENVIRONMENT AND WATER
address at : SANSKRIT BHAWAN, SECOND FLOOR
A-10, QUTAB INSTITUTIONAL AREA,
ARUNA ASAF ALI MARG, NEW DELHI-110067
Trust Registration No. 38
State of Registration DELHI

For the financial year ended 31 March 2018 and have examined all relevent books and vouchers and certify that according to the audited account :

| | <u>Amount (Rs.)</u> |
|---|------------------------|
| (i) The brought forward foreign contribution at the the beginning of the year was: | <u>7,40,51,998.42</u> |
| (ii) Foreign Contribution of / worth received by the Association during the financial year | <u>10,49,39,894.00</u> |
| (iii) Interest accrued on foreign contribution and other other income derived from foreign contribution or interest thereon of/worth received by the association during the financial year was: | <u>47,92,077.00</u> |
| (iv) The Balance unutilised foreign contribution with the Association at the end of the said financial year was: | <u>10,20,49,223.42</u> |
| (v) Certified that the Association has maintained the accounts of foreign contribution and records relating thereto in the manner specified in section 19 of the Foreign Contribution (Regulation) Act, 2010 (42 of 2010) read with rule 17 of the Foreign Contribution (Regulation) Rules, 2011. | |
| (vi) The information furnished in this certificate and in the enclosed Balance Sheet and Statement of Receipt & Payment is correct as checked by us. | |
| (vii) The association has utilized the foreign contribution received for the purpose(s) it is registered/ granted prior permission under Foreign Contribution (Regulation) Act, 2010 | |



J. A. Martins
J. A. Martins
M. No. 082051
Proprietor
for J. A. Martins & Co.
Chartered Accountants
Firm Regn No 010860N

Place : Delhi
Date : 20.12.2018

231 Vardhman Big 'V' Plaza, Plot No. 12 Community Centre, Road No. 44, Pitampura, Delhi 110 034

Tel.: 2701 8472 Tel / Fax 2701 8473; Email : ngo223@yahoo.com

COUNCIL ON ENERGY, ENVIRONMENT AND WATER (CEEW)

Sanskrit Bhawan, A-10, Qutab Institutional Area, Aruna Asaf Ali Marg, New Delhi - 110067, India

(Foreign Contribution Account)

Balance Sheet as at 31st March 2018

| As on 31 March 2017 (Rs.) | Particulars | Schedule No. | As on 31 March 2018 (Rs.) | As on 31 March 2018 (Rs.) |
|---------------------------------|---|-----------------|---------------------------------|---------------------------------|
| | <u>LIABILITIES</u> | | | |
| | <u>Capital Fund</u> | | | |
| - | Balance brought forward | | 2,99,37,144 | |
| 2,99,37,144 | Add : Excess of Expenditure over Income | | (19,22,537) | 2,80,14,607 |
| - | Provision for Gratuity | | | 10,12,249 |
| - | Provision for Earned Leave | | | 4,87,447 |
| 10,33,202 | Statutory Dues Payable | 1 | | 16,91,396 |
| 1,30,123 | Payable to Staff | 2 | | 16,53,999 |
| 1,528 | Imprest From Staff | | | 1,02,606 |
| 27,93,866 | Other Payables | 3 | | 9,19,379 |
| 4,40,22,295 | Programme Grants in Hand | 4A | | 8,14,31,803 |
| 7,79,18,158 | Total | | | 11,53,13,486 |
| | <u>ASSETS</u> | | | |
| - | Fixed Assets | 5 | | 61,92,538 |
| 5,22,00,000 | Investment in Fixed Deposits | | | 3,03,35,726 |
| - | Cash in Hand | | | 57,420 |
| 2,13,45,519 | Cash at Bank (HDFC - A/c No.50100133311444) | | | 7,10,45,666 |
| 37,59,101 | Grants & Contributions Receivable | 4B | | 42,92,755 |
| 5,06,480 | Interest Accrued on Fixed Deposits | | | 6,10,412 |
| - | Advance for Fixed Assets | 6 | | 18,64,073 |
| - | Advance for Expenses & Recoverables | 7 | | 3,62,283 |
| 1,07,058 | TDS Recoverable | 8 | | 4,41,201 |
| - | Security Deposit | | | 30,000 |
| - | Prepaid Expenses | | | 81,412 |
| 7,79,18,158 | Total | | | 11,53,13,486 |

As per our report of even date

For Council on Energy, Environment and Water (CEEW)



J. A. Martins

Proprietor

M. No. 082051

J. A. Martins & Co.,

Chartered Accountants

Firm Regn. No. 010860N






Jamshyd N. Godrej
Chairperson


Arunabha Ghosh
CEO



Tarun Das
Trustee


Ramesh Navaladi
Director Operations

Place: New Delhi

Date: 20 December 2018

COUNCIL ON ENERGY, ENVIRONMENT AND WATER (CEEW)

Sanskrit Bhawan, A-10, Qutab Institutional Area, Aruna Asaf Ali Marg, New Delhi - 110067, India

(Foreign Contribution Account)

Income & Expenditure Account for the year ended 31st March 2018

| For the year ending 31 March 2017 (Rs.) | Particulars | Schedule No. | For the year ending 31 March 2018 (Rs.) |
|---|---|--------------|---|
| | <u>INCOME</u> | | |
| 6,05,11,298 | Allocation of Project Grants & Contributions | 9 | 6,80,16,610 |
| 5,29,853 | Bank Interest | | 14,50,653 |
| 10,70,583 | Interest on Fixed Deposits | | 33,41,424 |
| 6,21,11,734 | Total | | 7,28,08,687 |
| | <u>PROGRAMME EXPENSES</u> | | |
| 1,75,75,634 | Programme Staff Salaries | | 3,81,62,622 |
| 38,54,097 | Programme Payouts | | 37,83,412 |
| 23,88,124 | Research Services | | 23,08,308 |
| 11,17,734 | Research & Information | | 23,92,549 |
| 14,84,745 | Conveyance, Tour & Travelling Expenses | | 41,67,928 |
| 3,36,212 | Conference & Seminar Expenses | | 18,11,168 |
| 5,86,571 | Hotel Boarding & Lodging Expenses | | 14,44,433 |
| 3,28,281 | Printing & Stationery Expenses | | 7,81,007 |
| 79,108 | Refreshment & Staff Welfare Expenses | | 3,64,068 |
| 43,192 | Bank and Interest Charges | | 19,497 |
| 12,870 | Books, News Paper & Magazine | | 2,16,682 |
| 24,659 | Communication Expenses | | 1,67,443 |
| - | Computer Running & Maintenance | | 2,546 |
| - | Office Supplies & Petty Expenses | | 21,239 |
| - | Office Running, Repair & Maintenance | | 4,000 |
| - | Postage & Courier Expenses | | 11,982 |
| - | Rent, Rates & Taxes - Prog | | 45,000 |
| - | Subscription & Membership Fees | | 20,700 |
| - | Website Hosting, Design & Maintenance Charges | | 90,950 |
| | Sub Total (a) | | 5,58,15,534 |
| | <u>CORE - PROGRAMME EXPENSES</u> | | |
| - | Gratuity Expenses | | 10,77,354 |
| - | Leave Encashment Expenses | | 5,32,216 |
| - | Depreciation on Fixed Assets | | 3,26,197 |
| - | Website Hosting, Design & Maintenance Charges | | 5,75,770 |
| 3,000 | Bank and Interest Charges | | 3,862 |
| - | Books, News Paper & Magazine | | 13,304 |
| 9,095 | Office Supplies & Petty Expenses | | 16,474 |
| 3,250 | Refreshment & Staff Welfare Expenses | | 540 |
| | Sub Total (b) | | 25,45,717 |



COUNCIL ON ENERGY, ENVIRONMENT AND WATER (CEEW)

Sanskrit Bhawan, A-10, Qutab Institutional Area, Aruna Asaf Ali Marg, New Delhi - 110067, India


(Foreign Contribution Account)

Income & Expenditure Account for the year ended 31st March 2018



| For the year ending 31 March 2017 (Rs.) | Particulars | Schedule No. | For the year ending 31 March 2018 (Rs.) |
|---|--|--------------|---|
| | <u>FC ADMINISTRATIVE EXPENSES</u> | | |
| 7,81,500 | Professional Fees | | 63,02,695 |
| - | Staff Salaries | | 75,23,234 |
| - | Office Running, Repair & Maintenance | | 8,66,525 |
| - | Refreshment & Staff Welfare Expenses | | 3,93,629 |
| 26,887 | Communication Expenses | | 2,67,996 |
| 7,888 | Computer Running & Maintenance | | 1,16,019 |
| - | Conveyance, Tour & Travelling Expenses | | 3,93,074 |
| - | Hotel Boarding & Lodging Expenses | | 1,49,693 |
| 1,078 | Postage & Courier Expenses | | 4,274 |
| - | Printing & Stationery Expenses | | 1,36,634 |
| 35,10,665 | Rent, Rates & Taxes | | 2,16,200 |
| | Sub Total (c) | | 1,63,69,973 |
| | Total Expenditure (a+b+c) | | 7,47,31,224 |
| 2,99,37,144 | Excess of Expenditure over Income | | (19,22,537) |
| 6,21,11,734 | Total | | 7,28,08,687 |


As per our report of even date

For Council on Energy, Environment and Water (CEEW)


J. A. Martins
Proprietor
M. No. 082051
J. A. Martins & Co.,
Chartered Accountants
Firm Regn. No. 010860N




Jamshyd N. Godrej
Chairperson

Arunabha Ghosh
CEO


Tarun Das
Trustee

Ramesh Navaladi
Director Operations

Place: New Delhi

Date: 20 December 2018

COUNCIL ON ENERGY, ENVIRONMENT AND WATER (CEEW)
Sanskrit Bhawan, A-10, Qutab Institutional Area, Aruna Asaf Ali Marg,
New Delhi - 110067, India

(Foreign Contribution Account)

Statutory Dues Payable

Schedule 1

| Particulars | As at 31-Mar-2018 (Rs.) |
|---|-------------------------------|
| E.P.F. Payable | 1,10,340 |
| T.D.S. Payable on Contractor Services | 78,326 |
| T.D.S. Payable on Professional Services | 98,953 |
| T.D.S. Payable on Rent | 2,643 |
| T.D.S. Payable on Salary | 14,04,104 |
| Total | 16,94,366 |

Payable to Staff

Schedule 2

| Particulars | As at 31-Mar-2018 (Rs.) |
|----------------------------|-------------------------------|
| Incentive Payable to Staff | 2,10,872 |
| Salary Payable | 14,43,127 |
| Total | 16,53,999 |

Other Payables

Schedule 3

| Particulars | As at 31-Mar-2018 (Rs.) |
|--|-------------------------------|
| Aditya Enterprises | 1,620 |
| Ally Wired Soft Solutions (P) Ltd | 14,580 |
| Azure Hospitality Private Limited | 45,534 |
| Bharti Airtel (Teleconf) ID-70866946 | 74,631 |
| Buzz Tribe | 40,500 |
| Central News Agency Private Limited | 5,956 |
| Friends Digital Color Solutions | 30,800 |
| Gill Tour & Travels | 17,972 |
| G M R & Associates | 88,560 |
| Hemant Mundhra | 18,000 |
| Kumar Verma & Associates | 64,800 |
| Mihir Nitin Shah (Consultant) | 2,94,000 |
| PL Worldways Limited | 45,821 |
| Print Care Solutions | 21,600 |
| Sigma Research and Consulting Pvt Ltd | 1,11,050 |
| SLV Security Services Pvt. Ltd. | 16,119 |
| Triangle Maintenance And Services LLP | 11,701 |
| Vishesh Srivastava | 15,000 |
| Western Express Couriers (India) Pvt. Ltd. | 1,135 |
| Total | 9,19,379 |



COUNCIL ON ENERGY, ENVIRONMENT AND WATER (CEEW)


Sanskrit Bhawan, A-10, Qutab Institutional Area, Aruna Asaf Ali Marg, New Delhi - 110067, India

(FOREIGN CONTRIBUTION ACCOUNT)

Schedule Forming Part of Annual Accounts

| Particulars | Opening Balance as on 01.04.2017 | Additions | | Total | Deductions | | | Total | Closing Balance as at 31.03.2018 | |
|--|----------------------------------|-------------|-----------------|-------------|------------|-------------|--------------------|-------------|----------------------------------|----------|
| | | Receipt | Interest / Div. | | Transfer | Refund | Income Recognition | | | Transfer |
| | | | | | | | | | | |
| Programmes | | | | | | | | | | |
| ACIAR (WTR-2016-029) - Efficient PIM in South ASIA (ACIAR) | 75,377 | - | - | 75,377 | - | 75,377 | - | 75,377 | - | |
| Bloom Energy Corporation (RES-2016-49) - Grid Electricity Tariff Forecast | - | 4,71,287 | - | 4,71,287 | - | 4,71,287 | - | 4,71,287 | - | |
| CSIRO (WTR-2017-30)- Indicators for Conflict and economic impacts at the basin level | - | 14,39,100 | - | 14,39,100 | - | 7,26,762 | - | 7,26,762 | 7,12,338 | |
| ExxonMobil Research and Engineering Comp (RES 2016-048) - LCA of Emissions From Coal and Natural Gas | 2,36,565 | 9,53,400 | - | 11,89,965 | - | 8,20,764 | - | 8,20,764 | 3,69,201 | |
| Forum for the Future (REN-2016-046) - Energy Access Survey 2018 | 13,476 | 1,78,498 | - | 1,91,974 | - | 1,91,974 | - | 1,91,974 | - | |
| GIZ (CCERM & SPTOOL - REN -2017-50 & 51) - (1) Clean Cooking Energy Access Roadmap for India - FCRA | - | 45,43,447 | - | 45,43,447 | - | 16,28,989 | - | 31,55,032 | 13,88,414 | |
| (2) SPIS Decision-Support Tool 2.0 - FCRA) | | | | | | 15,26,044 | | | | |
| Good Energies Foundation (REN-2016-048) - Distributed RE to Enhance Rural Economic opportunities | 1,71,13,024 | 1,96,30,000 | - | 3,67,43,024 | - | 39,93,752 | - | 39,93,752 | 3,27,49,272 | |
| Good Energies Foundation (REN-2017-055) - Strategic use of Public Money to derisk RE Markets - FCRA Distributed RE to Enhance Rural Economic opportunities | - | 1,38,89,800 | - | 1,38,89,800 | - | 34,86,048 | - | 34,86,048 | 1,04,03,752 | |
| John D and Catherine T MacArthur Foundation (RES-2016-042) - NIMS and MRV for GHG - FCRA (150740) | 76,06,708 | 37,24,180 | - | 1,13,30,888 | - | 1,13,30,888 | - | 1,13,30,888 | - | |
| John D and Catherine T MacArthur Foundation (RES-2016-044) - INDC Pathways | | | | | | | | | | |
| John D and Catherine T MacArthur Foundation (RES-2018-058) - Using technology for data on energy access | | 25,46,400 | - | 90,98,121 | - | 41,14,403 | - | 41,14,403 | 49,83,718 | |
| | | 1,25,90,000 | - | 1,25,90,000 | - | 3,07,537 | - | 3,07,537 | 1,22,82,463 | |


Schedule - 4A



COUNCIL ON ENERGY, ENVIRONMENT AND WATER (CEEW)
Sanskrit Bhawan, A-10, Qutab Institutional Area, Aruna Asaf Ali Marg, New Delhi - 110067, India
(FOREIGN CONTRIBUTION ACCOUNT)

Schedule Forming Part of Annual Accounts

| Particulars | Opening Balance as on 01.04.2017 | Additions | | Total | Deductions | | | Total | Closing Balance as at 31.03.2018 | |
|---|----------------------------------|-----------|-----------------|-----------|------------|-----------|--------------------|-----------|----------------------------------|----------|
| | | Receipt | Interest / Div. | | Transfer | Refund | Income Recognition | | | Transfer |
| | | | | | | | | | | |
| Shakti Sustainable Energy Foundation (G16 SSEF - 219) - (1) Financing Ecosystem for Solar Pumps | 8,42,842 | - | - | 8,42,842 | 2 | 8,42,840 | - | 8,42,842 | - | |
| (2) International Solar Alliance | 9,00,809 | - | - | 9,00,809 | - | 9,00,809 | - | 9,00,809 | - | |
| (3) Power Sector - Capacity Development | 21,29,449 | - | - | 21,29,449 | - | 21,29,449 | - | 21,29,449 | - | |
| (4) RE Jobs and Skills | 18,44,918 | - | - | 18,44,918 | - | 18,44,918 | - | 18,44,918 | - | |
| (5) Renewable Energy Finance & Market | 20,03,460 | - | - | 20,03,460 | - | 20,03,460 | - | 20,03,460 | - | |
| Shakti Sustainable Energy Foundation (G16 SSEF - 233) - HFC Servicing and RnD | 11,76,967 | 19,48,819 | - | 31,25,786 | - | 31,25,786 | - | 31,25,786 | - | |
| Shakti Sustainable Energy Foundation (G16 SSEF - 243) - GHG Platform India - Phase II | 5,59,923 | 23,77,625 | - | 29,37,548 | - | 29,37,548 | - | 29,37,548 | - | |
| Shakti Sustainable Energy Foundation (G16 SSEF - 272) - Access Plus - Data Portal, Engagement and Impact | 21,56,187 | - | - | 21,56,187 | - | 21,56,187 | - | 21,56,187 | - | |
| Shakti Sustainable Energy Foundation (G16 SSEF - 282) - Policy Roadmap for MSME Sector in the area of energy efficiency | - | 33,18,700 | - | 33,18,700 | - | 33,18,700 | - | 32,90,177 | 28,524 | |
| Shakti Sustainable Energy Foundation (G16 SSEF - 291) - Pathways to achieving National Ambient Air Quality standard (NAAQS) | - | 34,42,526 | - | 34,42,526 | - | 34,42,526 | - | 24,46,936 | 9,95,590 | |
| Shakti Sustainable Energy Foundation (G16 SSEF - 313) - Evolved Narrative on electricity Access | - | 34,24,086 | - | 34,24,086 | - | 34,24,086 | 47,428 | 33,76,658 | - | |
| Shakti Sustainable Energy Foundation (G16 SSEF - 318) - Working group on Mitigation Instruments | - | 11,07,936 | - | 11,07,936 | - | 11,07,936 | - | 5,09,683 | 5,98,253 | |



Schedule - 4A

COUNCIL ON ENERGY, ENVIRONMENT AND WATER (CEEW)
Sanskrit Bhawan, A-10, Qutab Institutional Area, Aruna Asaf Ali Marg, New Delhi - 110067, India
(FOREIGN CONTRIBUTION ACCOUNT)

Schedule Forming Part of Annual Accounts

| Particulars | Opening Balance as on 01.04.2017 | Additions | | Total | Deductions | | | Total | Closing Balance as at 31.03.2018 | |
|--|----------------------------------|--------------------|-----------------|----------|---------------------|---------------|--------------------|-----------------|----------------------------------|----------|
| | | Receipt | Interest / Div. | | Transfer | Refund | Income Recognition | | | Transfer |
| | | | | | | | | | | |
| Shakti Sustainable Energy Foundation (G16 SSEF - 332) - Renewable Energy Programme | - | 71,06,993 | - | - | - | - | - | 31,48,363 | 39,58,630 | |
| Shakti Sustainable Energy Foundation (G17 SSEF - 338) - UP Power Sector Reform Programme | - | 44,43,602 | - | - | - | - | - | 9,90,023 | 34,53,579 | |
| Shell International (RES-2016-051) | - | - | - | - | - | - | - | - | - | |
| The Nature Conservancy (CROPBURN) | - | - | - | - | - | - | - | - | - | |
| The William and Flora Hewlett Foundation (GPGI) - General Purpose Grant | - | 1,04,87,400 | - | - | - | - | - | 9,79,331 | 95,08,069 | |
| The World Academy of Sciences (TWAS) | - | - | - | - | - | - | - | - | - | |
| UK-FCO (Climate Risk) | - | - | - | - | - | - | - | - | - | |
| United Nations Foundations (GACC) (REN - 2017-053) - Clean Cooking energy access roadmap for India | - | 6,28,071 | - | - | - | - | - | 6,28,071 | - | |
| Total | 4,40,22,295 | 9,82,51,870 | - | - | 14,22,74,165 | 47,430 | 6,07,94,932 | 6,28,071 | 8,14,31,803 | |

Schedule - 4A



COUNCIL ON ENERGY, ENVIRONMENT AND WATER (CEEW)
Sanskrit Bhawan, A-10, Qutab Institutional Area, Aruna Asaf Ali Marg, New Delhi - 110067, India
(FOREIGN CONTRIBUTION ACCOUNT)

Schedule Forming Part of Annual Accounts

Grants & Contributions Receivable

Schedule - 4B

| Particulars | Opening Balance as on 01.04.2017 | Additions | | Total | Deductions | | | Total | Closing Balance as at 31.03.2018 |
|---|----------------------------------|------------------|-----------------|------------------|------------|------------------|--------------------|------------------|----------------------------------|
| | | Receipt | Interest / Div. | | Transfer | Refund | Income Recognition | | |
| Programmes | | | | | | | | | |
| ACIAR (WTR-2016-029) - Efficient PIM in South ASIA (ACIAR) | - | 2,44,573 | - | 2,44,573 | - | 3,50,807 | - | 3,50,807 | (1,06,234) |
| Embassy of Norways (HIIRA) (TEC-2017-023) | | | | | | | | | |
| HFC Phasedown in India through Incentive and regulatory approaches (HIIRA) - FCRA | - | - | - | - | - | 31,18,718 | - | 31,18,718 | (31,18,718) |
| Foreign & Commonwealth Office (UK) (EEW-2016-020) | (36,45,575) | 36,45,575 | - | - | - | - | - | - | - |
| Natural Resource Defence Council (CEFI-III) - Clean Energy Finance Initiative III (NRDC) - FCRA | - | 22,10,600 | - | 22,10,600 | - | 29,83,582 | - | 29,83,582 | (7,72,982) |
| Shakti Sustainable Energy Foundation (G18 SSEF - 343) - Energy Access Survey 2018 | - | - | - | - | - | 1,14,845 | - | 1,14,845 | (1,14,845) |
| Total (a) | (36,45,575) | 61,00,748 | - | 24,55,173 | - | 65,67,952 | - | 65,67,952 | (41,12,779) |
| Other Receipts | | | | | | | | | |
| Solar Radiation Management Governance Initiative (SRMGI) | (38,637) | 38,637 | - | - | - | - | - | - | - |
| ICF Consulting Limited | (74,889) | 74,889 | - | - | - | - | - | - | - |
| Centre for American Progress (CAP US-India Task Force) | - | 2,23,615 | - | 2,23,615 | - | 2,23,615 | - | 2,23,615 | - |
| Institute for Advance Sustainability Studies e.V. | - | 73,948 | - | 73,948 | - | 73,948 | - | 73,948 | - |
| Taiwan Environmental Protection Union | - | 47,990 | - | 47,990 | - | 47,990 | - | 47,990 | - |
| International Institute of Applied Systems Analysis (IIASA) | - | - | - | - | - | 18,540 | - | 18,540 | (18,540) |
| John D. and Catherine T. MacArthur Foundation | - | - | - | - | - | 6,636 | - | 6,636 | (6,636) |
| Organisation for Economic Cooperation and Development (OECD) | - | 1,28,197 | - | 1,28,197 | - | 2,82,997 | - | 2,82,997 | (1,54,800) |
| Total (b) | (1,13,526) | 5,87,276 | - | 4,73,750 | - | 6,53,726 | - | 6,53,726 | (1,79,976) |
| Total (C) (a+b) | (37,59,101) | 66,88,024 | - | 29,28,923 | - | 72,21,678 | - | 72,21,678 | (42,92,755) |



COUNCIL ON ENERGY, ENVIRONMENT AND WATER (CEEW)

Sanskrit Bhawan, A-10, Qutab Institutional Area, Aruna Asaf Ali Marg, New Delhi - 110067, India
(Foreign Contribution Account)

| Fixed Assets Particulars | W.D.V. as on 01.04.2017 | Additions | | Sale/ Disposal | Total as on 31.03.2018 | Depreci- ation | W.D.V. as on 31.03.2018 |
|-----------------------------|-------------------------------|-------------------|-------------------|-------------------|------------------------------|-------------------|-------------------------------|
| | | upto Sept.'17 | after Sept.'17 | | | | |
| | | Office Equipments | - | | | | |
| Furniture & Fixtures | - | 37,95,786 | - | 37,95,786 | 1,89,789 | 36,05,997 | |
| Leasehold Improvements | - | 27,12,526 | - | 27,12,526 | 1,35,626 | 25,76,900 | |
| Total Rs. | - | - | 65,18,735 | - | 65,18,735 | 3,26,197 | 61,92,538 |



COUNCIL ON ENERGY, ENVIRONMENT AND WATER (CEEW)

**Sanskrit Bhawan, A-10, Qutab Institutional Area, Aruna Asaf Ali Marg,
New Delhi - 110067, India
(Foreign Contribution Account)**

Advance for Fixed Assets

Schedule 6

| Particulars | As at 31-Mar-2018 (Rs.) |
|--|--|
| Fast Computers Platypus Designs Pvt. Ltd. | 82,971 17,81,102 |
| Total | 18,64,073 |

Advance for Expenses & Recoverables

Schedule 7

| Particulars | As at 31-Mar-2018 (Rs.) |
|--|--|
| Craft N Buzz | 1,540 |
| India International Centre | 10,040 |
| Old World Hospitality Pvt Ltd. (Habitat World) | 16,490 |
| Tata AIG General Insurance Co. Ltd. | 3,13,192 |
| Recoverable From Vaibhav Chaturvedi | 5,099 |
| ANI Technologies Pvt Ltd (OLA CABS) | 15,922 |
| Total | 3,62,283 |

TDS Recoverable

Schedule 8

| Particulars | As at 31-Mar-2018 (Rs.) |
|---------------------------------------|--|
| Tax Deducted at Sources [FY 2016-17] | 1,07,058 |
| Tax Deducted at Sources [FY 2017-18] | 3,34,143 |
| Total | 4,41,201 |



COUNCIL ON ENERGY, ENVIRONMENT AND WATER (CEEW)

Sanskrit Bhawan, A-10, Qutab Institutional Area, Aruna Asaf Ali Marg, New Delhi - 110067, India
(Foreign Contribution Account)

Allocation of Project Grants & Contributions

Schedule 9

| Particulars | For the Year ended 31st March 2018 (Rs.) | For the Year ended 31st March 2018 (Rs.) |
|--|---|---|
| Allocation of Project Grants (Sch 4A) | | |
| - Efficient PIM in South Asia (ACIAR) | 75,377 | |
| - Bloom Energy – Grid Electricity Tariff Forecast | 4,71,287 | |
| - Indicators for conflict and economic impacts at the basin level | 7,26,762 | |
| - LCA of Emissions From Coal and Natural Gas | 8,20,764 | |
| - Clean Cooking Energy Access in India – State of the Sector | 6,28,071 | |
| - DRE for 24*7 Power in Odisha | 1,91,974 | |
| - Clean cooking energy access roadmap for India - FCRA | 16,28,989 | |
| - SPIS Decision-support Tool 2.0 - FCRA | 15,26,044 | |
| - Distributed RE to Enhance Rural Economic Opportunities | 39,93,752 | |
| - Strategic use of public money to derisk RE markets - FCRA | 34,86,048 | |
| - NIMS and MRV For GHG - FCRA (150740) | 1,13,30,888 | |
| - INDC Pathways | 41,14,402 | |
| - Using technology for data on energy access | 3,07,537 | |
| - Power Sector - Capacity Development (G16 SSEF-219) | 8,42,840 | |
| - RE Jobs and Skills (G16 SSEF-219) | 8,10,869 | |
| - International Solar Alliance (ISA) - (G16 SSEF-219) | 9,00,809 | |
| - Renewable Energy Finance & Market (G16 SSEF-219) | 21,29,449 | |
| - Financing Ecosystem for Solar Pumps (G16 SSEF-219) | 18,44,918 | |
| - HFC Servicing and RnD - (G16 SSEF 233) | 20,03,460 | |
| - INDC Transportation Scenarios- Shakti | 31,25,786 | |
| - GHG Platform India - Phase II | 29,37,548 | |
| - ACCESS Plus - Data Portal, Engagement and Impact | 21,56,187 | |
| - Policy roadmap for MSME sector in the area of energy efficiency | 32,90,177 | |
| - Pathways to achieving National Ambient Air Quality Standard (NAAQS) | 24,46,936 | |
| - Evolved Narrative on Electricity Access-FCRA (G17 313) | 33,76,658 | |
| - Working group on mitigation instruments | 5,09,683 | |
| - Renewable energy programme - FCRA | 31,48,363 | |
| - UP Power Sector Reform Programme 2017 -19 | 9,90,023 | |
| - General purpose grant (FCRA) | 9,79,331 | 6,07,94,932 |
| Allocation of Project Grants (Sch 4B) | | |
| - Efficient PIM in South Asia (ACIAR) | 3,50,807 | |
| - HFC Phasedown in India through incentive and regulatory approaches (HIIRA) | 31,18,718 | |
| - Clean Energy Finance Initiative III (NRDC) - FCRA | 29,83,582 | |
| - Energy Access Survey 2018 | 1,14,845 | 65,67,952 |
| Allocations of Contributions (Sch 4B) | | |
| - Centre for American Progress | 2,23,615 | |
| - Institute for Advance Sustainability Studies (IASS) | 73,948 | |
| - Taiwan Environmental Protection Union | 47,990 | |
| - International Institute of Applied Systems Analysis (IIASA) | 18,540 | |
| - John D. and Catherine T. MacArthur Foundation | 6,636 | |
| - Organisation for Economic Cooperation and Development (OECD) | 2,82,997 | 6,53,726 |
| Total | | 6,80,16,610 |



COUNCIL ON ENERGY, ENVIRONMENT AND WATER (CEEW)
Sanskrit Bhawan, A-10, Qutab Institutional Area, Aruna Asaf Ali Marg,
New Delhi - 110067, India
(Foreign Contribution)

Receipts and Payments Account for the year ended 31 March 2018

| Particulars | Amount (Rs.) |
|---|---------------------|
| Opening Balance | |
| Investment in Fixed Deposits | 5,22,00,000 |
| Interest Accrued on Fixed Deposits | 5,06,480 |
| Cash in Hand | - |
| Cash at Bank - HDFC Bank (FCRA A/c No. 50100133311444) | 2,13,45,519 |
| Sub Total (a) | 7,40,51,999 |
| Receipts during the Year | |
| Programme Receipts (Sch. 4A) | 9,82,51,870 |
| Programme Receipts (Sch. 4B) | 66,88,024 |
| Bank Interest | 14,50,653 |
| Interest on Fixed Deposit | 33,41,424 |
| Sub Total (b) | 10,97,31,971 |
| Total (a+b) | 18,37,83,970 |
| Payments During the Year | |
| (A) Programme Expenses | |
| Programme Staff Salaries | 3,81,62,622 |
| Programme Payouts | 37,83,412 |
| Research Services | 23,08,308 |
| Research & Information | 23,92,549 |
| Conveyance, Tour & Travelling Expenses | 41,67,928 |
| Conference & Seminar Expenses | 18,11,168 |
| Hotel Boarding & Lodging Expenses | 14,44,433 |
| Printing & Stationery Expenses | 7,81,007 |
| Refreshment & Staff Welfare Expenses | 3,64,068 |
| Bank and Interest Charges (including exchange fluctuation) | 19,497 |
| Books, News Paper & Magazine | 2,16,682 |
| Communication Expenses | 1,67,443 |
| Computer Running & Maintenance | 2,546 |
| Office Supplies & Petty Expenses | 21,239 |
| Office Running, Repair & Maintenance | 4,000 |
| Postage & Courier Expenses | 11,982 |
| Rent, Rates & Taxes - Prog | 45,000 |
| Subscription & Membership Fees | 20,700 |
| Website Hosting, Design & Maintenance Charges | 90,950 |
| Refund of Unspent Money To Shakti Sustainable Energy Foundation | 47,428 |
| Sub Total (c) | 5,58,62,962 |
| (B) Core - Programme Expenses | |
| Gratuity Expenses | 10,77,354 |
| Leave Encashment Expenses | 5,32,216 |
| Website Hosting, Design & Maintenance Charges | 5,75,770 |
| Bank and Interest Charges (including exchange fluctuation) | 3,862 |
| Books, News Paper & Magazine | 13,304 |
| Office Supplies & Petty Expenses | 16,476 |
| Refreshment & Staff Welfare Expenses | 540 |
| Sub Total (d) | 22,19,522 |
| Total Programme Expenses (c+d) | 5,80,82,484 |




COUNCIL ON ENERGY, ENVIRONMENT AND WATER (CEEW)
Sanskrit Bhawan, A-10, Qutab Institutional Area, Aruna Asaf Ali Marg,
New Delhi - 110067, India
(Foreign Contribution)

Receipts and Payments Account for the year ended 31 March 2018



| Particulars | Amount (Rs.) |
|--|---------------------|
| (C) FC Administrative Expenses | |
| Professional Fees | 63,02,695 |
| Staff Salaries | 75,23,234 |
| Office Running, Repair & Maintenance | 8,66,525 |
| Refreshment & Staff Welfare Expenses | 3,93,629 |
| Communication Expenses | 2,67,996 |
| Computer Running & Maintenance | 1,16,019 |
| Conveyance, Tour & Travelling Expenses | 3,93,074 |
| Hotel Boarding & Lodging Expenses | 1,49,693 |
| Postage & Courier Expenses | 4,274 |
| Printing & Stationery Expenses | 1,36,634 |
| Rent, Rates & Taxes | 2,16,200 |
| Sub Total (e) | 1,63,69,973 |
| Total f (c+d+e) | 7,44,52,457 |
| Purchase of Fixed Assets | 65,18,735 |
| Increase in Current Assets | 26,71,911 |
| Increase in Current Liabilities | (19,08,357) |
| Sub Total (g) | 72,82,289 |
| Sub Total h (f+g) | 8,17,34,746 |
| Closing Balance | |
| Investment in Fixed Deposits | 3,03,35,726 |
| Interest Accrued | 6,10,412 |
| | 3,09,46,138 |
| Cash in Hand | 57,420 |
| Cash at Bank - HDFC Bank (FCRA A/c No. 50100133311444) | 7,10,45,666 |
| Sub Total (i) | 10,20,49,224 |
| Total (h+i) | 18,37,83,970 |



As per our report of even date

For Council on Energy, Environment and Water (CEEW)


J. A. Martins
 Proprietor
 M. No. 082051
J. A. Martins & Co.,
 Chartered Accountants
 Firm Regn. No. 010860N




Jamshyd N. Godrej
 Chairperson

Arunabha Ghosh
 CEO


Tarun Das
 Trustee

Ramesh Navaladi
 Director Operations

Place: New Delhi

Date: 20 December 2018