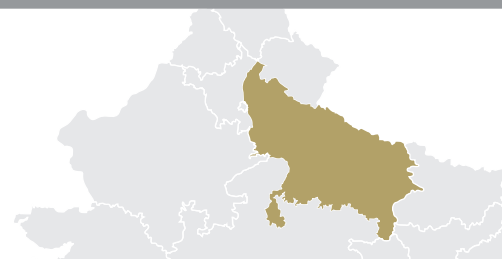


# ACCESS TO CLEAN COOKING ENERGY AND ELECTRICITY IN UTTAR PRADESH



#ACCESS2018



Districts surveyed  
**18**



Villages  
**252**



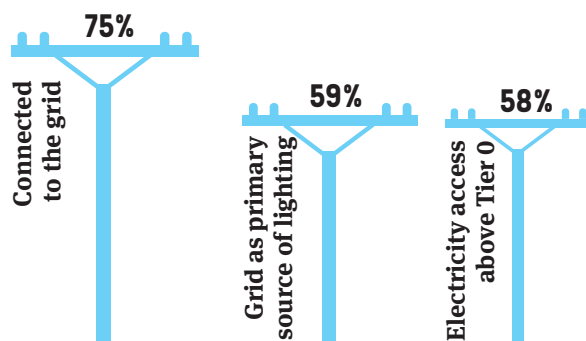
Households  
**3,024**

## KEY FINDINGS

### Access to electricity

1. Even as only 25 per cent of households in the state remained unelectrified through the grid at the time of survey, as many as 42 per cent of all households had a Tier 0-level of access to electricity, implying their inability to rely on electricity in any meaningful way.
2. The proportion of households using kerosene as a primary lighting source has reduced from 72 per cent in 2015 to 30 per cent in 2018.
3. A typical electrified household in Uttar Pradesh receives 12 hours of power supply in a day in 2018, which is a considerable improvement from the 8 hours of supply in a day in 2015.
4. In 2018, 68 per cent of electrified households receive three or more hours of electricity between sunset and midnight, up from 38 per cent in 2015.
5. Nearly 45 per cent of grid-electrified households in the state had not received an electricity bill in the past one year or ever.
6. About 48 per cent of respondents from electrified households in 2018 noted that they were 'satisfied' with their electricity situation, in contrast to the 27 per cent of respondents from electrified households in 2015 who reported so.
7. Not all households experienced improved access to electricity in the last three years. Although 54 per cent of Tier 0 households from 2015 have moved to higher tiers, more than a third of all Tier 1 households from 2015 have slipped to Tier 0 in 2018.

Figure 1: Access to electricity for UP's rural households



Source: CEEW analysis, 2018

Tier 0: lowest level of energy access | Tier 3: highest level of energy access

### Access to Clean Cooking Energy and Electricity: Survey of States (ACCESS)

The Access to Clean Cooking Energy and Electricity - Survey of States (ACCESS) is India's largest multidimensional energy access survey conducted across six of the major energy-access-deprived states - Bihar, Jharkhand, Madhya Pradesh, Odisha, Uttar Pradesh, and West Bengal. The study conducted by the Council on Energy, Environment and Water (CEEW), with support from the Shakti Sustainable Energy Foundation and the Lee Kuan Yew School of Public Policy (National University of Singapore), covered more than 9,000 households from 756 villages in 54 districts collecting about 5 million data points. The results from the first round of the study, ACCESS 2015, highlighted the need to look beyond connections to enable rural India's access to modern forms of energy. In 2018, we revisited the households to understand the changes in their energy access situation over the last three years, and to study the impact of government policies during this period. The study analyses energy access for households using a multidimensional, multi-tier framework. Households are assigned tiers on the basis of their level of access to energy. Tier 0 indicates the lowest level of access and Tier 3, the highest.

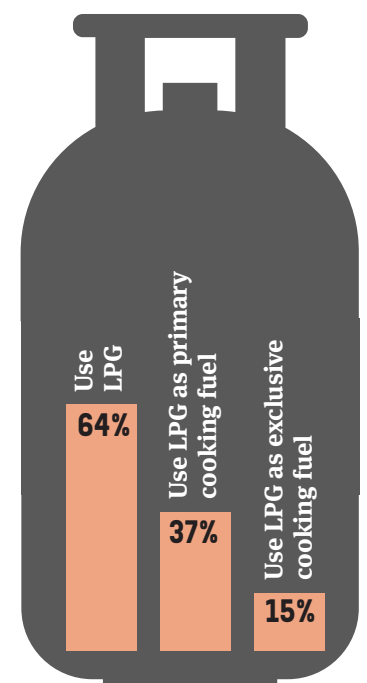
Field images



## Access to clean cooking energy


- Figure 2 demonstrates a marked improvement not only in the overall use of LPG, but also in its use as the primary cooking fuel and exclusive cooking fuel since 2015, when only 33 per cent of rural households in the state had an LPG connection, only 17 per cent used it for their primary cooking needs, and only five per cent used LPG exclusively for cooking.
- About 50 per cent of households that received an LPG connection in the last two years, received it under the *Pradhan Mantri Ujjwala Yojana* (PMUY).
- The median annual number of LPG cylinders consumed by households that have had LPG for at least one year, is six cylinders. The consumption is higher for non-PMUY households (six cylinders annually) when compared with PMUY households (four cylinders annually).
- The proportion of rural LPG users that get LPG delivered to their doorstep has increased significantly from 9 per cent in 2015 to 29 per cent in 2018. This is noteworthy given that the penetration of LPG connections has considerably increased in the interim.
- Households that do not get LPG delivered to their doorstep report a median distance of five km travelled to procure LPG. This has improved perceptible from seven km in 2015, implying an ever so slight increase in the presence of distributorships in rural areas.
- About 70 per cent of households with LPG reported being 'satisfied' with their general LPG situation, which is a marginal decline from 72 per cent in 2015. However, this decline is led by PMUY beneficiaries whose satisfaction rate is 63 per cent. Among non-PMUY beneficiaries, satisfaction rate is still 72 per cent.
- Of the households that do not have an LPG connection, 83 per cent are interested in getting one. However, 93 per cent and 88 per cent mentioned the high installation cost and high recurring costs, respectively, as a barrier.

**Figure 2:** Proportion of rural households' access to LPG in UP



Source: CEEW analysis, 2018

ACCESS 2018 Report



AUTHORS OF ACCESS 2018 REPORT

<b>Abhishek Jain</b> Senior Programme Lead	<b>Saurabh Tripathi</b> Research Analyst	<b>Sunil Mani</b> Research Analyst	<b>Sasmita Patnaik</b> Programme Lead	<b>Tauseef Shahidi</b> Research Analyst	<b>Karthik Ganesan</b> Research Fellow

For more details on the ACCESS study, please contact: [abhishek.jain@ceew.in](mailto:abhishek.jain@ceew.in).

The Council on Energy, Environment and Water is one of South Asia's leading not-for-profit policy research institutions. The Council uses data, integrated analysis, and strategic outreach to explain and change the use, reuse, and misuse of resources.